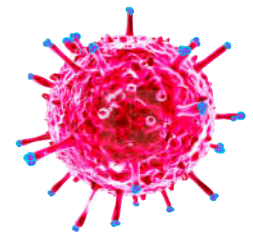


## What is Swine Flu?

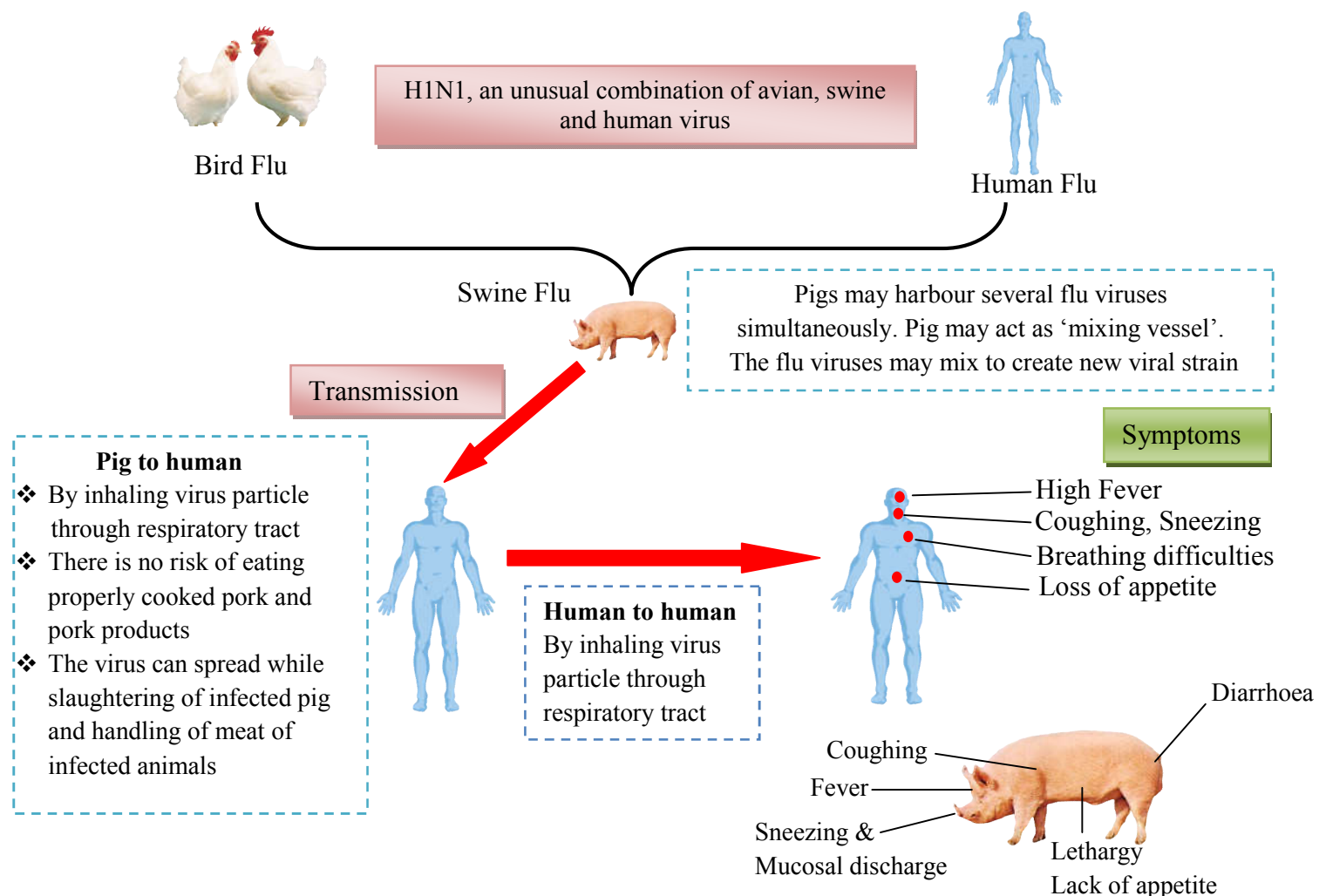
- Swine Influenza (Swine flu) is a respiratory disease of pigs caused by type A influenza virus called swine influenza virus H1N1.
- Signs & symptoms of swine flu in pigs can include fever, depression, coughing (barking), sneezing, discharge from the nose or eyes, breathing difficulties, redness of eye or inflammation, and off feed.
- The symptoms in human being more closely resemble to flu like syndrome which closely resembles with common flu/cold like fever, chills, cough, sore throat, runny or stuffy nose, watery or red eyes, body ache, headache, fatigue, diarrhoea, nausea & vomiting.



Swine Flu Virus

## How it spreads?

- Swine flu spreads by direct contact with infected pig
- Swine flu also spread among pigs mostly from contaminated objects (feed troughs, farm equipments & machineries) moving between infected and uninfected pigs.
- Pig farms with poor biosecurity measures are at high risk of infection.
- Inhalation of virus particle present in the surroundings of the infected pig and human



1. Cover your nose and mouth with disposable tissue paper while coughing and sneezing



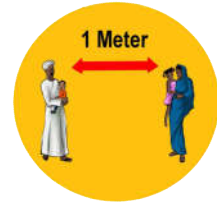
2. Dispose off used tissues very safely immediately after use



3. If you have flu like symptoms, seek medical advice immediately



4. If you have flu like symptoms, keep a distance of atleast 1 meter from others



5. If you have flu like symptoms stay at home and keep yourself away from crowded places.



6. Regularly wash your hand with soap and water



7. Disinfect your hands with alcohol based hand sanitizers



8. Avoid hugging, kissing and hand shaking when greeting



9. Avoid touching eyes, nose and mouth with unwashed hands





## Recommendations for pig farmers to avoid swine flu in their pig farm



1. Encourage all farm workers, especially those in close contact with the animals, to notify the owner immediately if they develop an influenza-like illness.
2. Prevent anyone showing these symptoms from coming to work for seven days after onset of symptoms, provided they have recovered.
3. Recommend that people with these symptoms take advice from doctor.
4. Sick farm workers should inform their doctor regarding their recent contact with infected pigs.
5. Maintain a register which visitors must sign (before entry to the farm) indicating that:
  - (i). They have showered (taken bath) and changed clothes since their last exposure to pigs
  - (ii). They are not experiencing fever or any flu-like symptoms.
6. Stop unnecessary visitors to the farm.

### **Follow other generally accepted bio-security guidelines like;**

7. Routinely clean the farm with water and Potassium permanganate or Sodium hydroxide or Sodium or calcium hypochlorite or Lysol™ or Virox,™ or Fantastik™ disinfectants and there should be provision of foot dip at the main gate of the farm complex and also at entrance and exits of individual pig shed/pen. These foot dips with proper disinfectant solutions must be made mandatory at the entry point of each pig shed. The following disinfectants must be used in foot dip like Potassium permanganate (3:1000), 2% Sodium hydroxide, 1% formaldehyde, 1% bleaching powder or 1% Calcium hydroxide (lime) etc.
8. Where swine -flu is suspected in a herd, workers in-contact with sick animals should wear protective masks [surgical masks or preferably P2/N95 masks ("respirators")], eye protection and disposable gloves.
9. Wash hands with soap and water or clean with alcohol-based hand-rub after completion of farm works.
10. The farm workers after completion of their work should wash & disinfect their gumboots properly and disinfect their special dresses worn during work and keep their gumboots and dresses in a separate dry place (preferably in a sun light area).
11. No outside vehicle should be allowed inside the farm premises.
12. If any animal shows the symptoms of swine-flu; immediately separate the sick animals from the healthy animals and do not touch the sick animals without mask and gloves and immediately call the local veterinarian to inspect the animal(s).
13. Do not sale any diseased pigs to the traders/ butchers.
14. The newly purchased pigs should not be immediately mixed with healthy pigs. The newly purchased pig should be kept in quarantine for 21-28 days and monitor their health daily for any observable sign of illness.
15. Regularly inspect all your animals of the farm for unusual signs of disease and report any problems to your veterinarian.

**Prepared by;** 1. Dr Ajay Kumar Yadav, Scientist, 2. Dr Seema R. Pegu, Senior Scientist, 3. Dr Rajib Deb, Scientist, 4. Dr Juwar Doley, Scientist, 5. Dr Swaraj Rajkhowa, Principle Scientist, ICAR-National Research Centre on Pig, Guwahati, Assam  
Source: website: [www.nrcp.in](http://www.nrcp.in), ICAR-National Research Centre on Pig